

wattyl®

timber



FORESTWOOD®



Preparation & application

Before you commence your project of finishing exterior timber, it is important that you prepare the surface properly. We recommend using Watty Forestwood Deck and Timber Cleaner, a highly effective cleaner designed to rejuvenate greying timber and remove surface mould, grime and naturally occurring tannins. This product prepares the timber allowing stains or oils to be better absorbed.



STEP 1

Weathering of new timber

Allow any new dense or resinous timbers such as Kwila, Merbau, Vitex, Teak, Tallowood, Jarrah, Blackbutt, Cypress Pine and other hardwood timbers to weather for 4-6 weeks before staining.

Allow new LOSP (Light Organic Solvent Preservative) Treated Pine to weather for 2 weeks prior to application.

If the timber has a shiny 'dressed' surface or patches on the surface from the timber production process, sand using 150 grit sandpaper or allow to weather for 2 weeks to improve adhesion and penetration of the oil, stain or varnish.

STEP 2

Colour and product choice

Decide on the product and colour you would like. To help you we have 250mL test pots available in select products.

Choose an off-cut piece of timber and apply the product in exactly the same way, with the same number of coats, as you would on the actual surface.

STEP 3

Surface preparation

Ensure timber is clean, dry and free from dirt, grease, oil and other contaminants. Galvanised nails should be used to avoid rust stains.

If mould is present

remove as much mould growth as possible by scraping and stiff brushing. Use Watty Forestwood Deck and Timber Cleaner following the label instructions, rinsing thoroughly and allowing to dry.

STEP 4

Application

Stir the chosen Watty Forestwood product thoroughly before and occasionally during use to ensure a uniform colour. For added colour consistency mix and box all cans on site before use.

For Traditional Oil Stain, Aquatech Oil Stain & Decking Stain apply one coat worked well into the timber using a good quality brush. Rough sawn timbers may

require a second coat, but generally one coat is sufficient. For new work a second coat should be applied after the first summer's weathering. For Deck and Timber Stain, Aquatech Decking Oil, ProDeck Oil and Deck & Furniture Oil apply 2 coats for new work. For Stain and Varnish apply 3 coats.

Resist the temptation to apply excess oil or stain. To be effective stains and oils must penetrate the timber, not remain on the surface. Excessive applications of oil or stain can create a varnished look that may lead to premature failure.



Care & maintenance

Caring

Exterior stained timber will benefit from yearly washing of the surface to remove surface contaminants. Use a mild cleaning agent, following label instructions.

It is not recommended to use high pressure water blasting on timber surfaces.

Maintenance

Regular maintenance of finished timber surfaces is important. It is a natural product, timber requires regular attention to prevent the onset of changes that can ultimately lead to deterioration. The timber type, finish, colour chosen and the customer's expectations are all involved in setting the maintenance cycle.

- The stated time for first maintenance is the expected period within which a northerly facing wall will begin to show signs of needing repair.
- The subsequent maintenance period is based on the ongoing requirement of the same wall for continued attention to maintain an acceptable appearance.
- Stains and oils are designed to penetrate the timber. Application of excess stain or oil will form a layer on the surface, giving no benefit and may ultimately peel off. It is recommended that when maintaining stained or oiled timber, the exposed, weathered areas are spot stained or oiled on the bare parts, allowed to dry, then one full coat applied over the whole area. This avoids the excessive build-up of stain or oil on the sheltered areas.

The table below is the expected maintenance period for stains. Dark colours will attract more heat and the interval between restaining may be reduced. For oils the maintenance cycle will be shorter.

Timber Type	Initial Maintenance	Subsequent Maintenance
Cedar dressed face board	12 - 18 months	18 - 36 month intervals
Cedar band-sawn face board	18 - 24 months	24 - 48 month intervals
Pine dressed face board	18 - 36 months	36 - 48 month intervals
Pine band-sawn face board	18 - 36 months	36 - 48 month intervals

The quick and easy way to select
New Zealand's best selling timber coatings

Wattyl
Forestwood
Aquatech
Decking Oil

A low odour, water-based decking oil that produces a rich, transparent finish in desired timber tones without hiding the natural timber grain.



Water-Based

Wattyl
Forestwood
Deck and
Furniture Oil

Wattyl Deck and Furniture Oil helps protect and enhance the natural beauty of timber decks and garden furniture. It will highlight the grain and natural texture of your timber.



Oil-Based

Wattyl
Forestwood
ProDeck Oil
**ADVANCED
PERFORMANCE**

Wattyl Forestwood ProDeck Oil is a revolutionary transparent water-based decking oil for exterior decks and timber surfaces.



Water-Based

Wattyl
Forestwood
Aquatech
Oil Stain

An easy-to-use water thinned oil stain that washes up in water - no turpentine smell. All available in convenient 250mL colour test pots.



Water-Based

Wattyl
Forestwood
Traditional
Oil Stain

An oil-rich penetrating stain that adds colour and protects whilst allowing the grain to show. All available in convenient 250mL colour test pots.



Oil-Based

Wattyl
Forestwood
Deck and
Timber Stain

A low-odour, water-based stain that applies easily and dries quickly. It's revolutionary hybrid technology combines the penetrating properties of a stain with the durability and user-friendliness of an acrylic for advanced weather resistance.



Water-Based

Wattyl
Forestwood
Decking
Stain

An oil-rich penetrating stain that adds colour and protection whilst allowing the grain to show.



Oil-Based

Wattyl
Forestwood
Stain and
Varnish

A transparent polyurethane in natural timber tones which provides a beautiful satin finish whilst sealing and protecting timber from the elements.



Oil-Based

Wattyl
Forestwood
Exterior and
Marine Varnish

Provides a tough, high gloss finish specially formulated to protect exterior and marine timber surfaces from salt water spray, wind and the sun's ultraviolet rays.



Oil-Based

Timber decking (new or old)	●●	●●●	●●●			●●●	●●●	●●●	
Outdoor furniture	●	●●	●●●			●●●	●●●	●●●	
Bare timber - non walk on (new or old)	●●	●●	●●●	●●●	●●●	●●●	●●●	●●●	●●●
Weathered oil or stain finishes	●●	●●	●●●	●●●	●●●	●●	●●		
Timber weatherboards				●●●	●●●	●●	●●	●●	●●
Gates	●	●	●●	●●●	●●	●●●	●●●	●●●	●●●
Pergolas	●	●	●●	●●●	●●	●●●	●●●	●●●	●●●
Fences	●	●	●●	●●●	●●	●●●	●●●	●●●	●●●
Retaining walls	●	●		●●	●●	●●	●●		
Exterior rough sawn timber	●●	●●	●●●	●●●	●●	●●●	●●●		
Window frames				●●	●●	●●●	●●●	●●●	●●●
Shutters				●●	●●	●●●	●●●	●●●	●●●
Doors			●	●●	●●	●●●	●●●	●●●	●●●
Handrails	●	●	●●	●●	●●	●●●	●●●	●●●	●●●
Timber steps	●●	●●	●●●			●●●	●●●	●●●	
Timber masts & spars						●●			●●●

● Good ●● Better ●●● Best

* When overcoated with Wattyl Forestwood Exterior and Marine Varnish

CHOOSING THE RIGHT PRODUCT



Watty Forestwood Aquatech Decking Oil



Water-Based

Designed with protection in mind, this hybrid technology combines the penetrating properties of an oil with the durability of an acrylic for advanced weather resistance. It's water repellent and contains mould inhibitors for added protection.

Characteristics: A low odour, water-based decking oil that produces a rich, transparent finish in desired timber tones without hiding the natural timber grain.

Use on: Decks, steps, pergolas, gates, fences and outdoor furniture.

Apply with: Brush or applicator

Touch dry: 15-30 minutes

Recoat: 15-30 minutes wet on wet, or after 2 hours

Clean up: Water

Coverage: Up to 10m² per litre

Number of Coats: 2

Pack Size: 1L, 5L, 10L



EASY TO RECOAT



WATER REPELLENT




UV PROTECTION



RESISTS MOULD AND FUNGUS



WALK ON SURFACES



Watty Forestwood Deck and Furniture Oil



Oil-Based

Watty Forestwood Deck and Furniture Oil highlights the natural grain, colour and texture of timber and is versatile and easy to apply. It's resistant to fungus and mould and is suitable for most decking and garden furniture timbers.

Characteristics: Deck and Furniture Oil helps protect and enhance the natural beauty of timber decks and garden furniture, highlighting the grain and natural texture of your timber.

Use on: Exterior timber decks and outdoor timber furniture in new or good condition.

Apply with: Brush or applicator

Touch dry: 4-8 hours

Recoat: 24 hours minimum

Clean up: Mineral Turps

Coverage: Up to 4-12m² per litre

Number of coats: 2

Pack size: 1L, 5L, 10L



EASY TO RECOAT



WATER REPELLENT



UV PROTECTION



RESISTS MOULD AND FUNGUS



WALK ON SURFACES



ADVANCED PERFORMANCE

EXTERIOR TIMBER
3X LONGER & FASTER
PROTECTION SYSTEM

Watty Forestwood ProDeck Oil



Water-Based

Utilising Watty's 3x Advanced Performance you can achieve: 3x longer - lasts up to 3 times longer than traditional decking oils: with 3-way protection against moisture, UV light, mould and fungus, 3x faster - up to 3 times faster job completion when compared to traditional decking oils.

Characteristics: Watty Forestwood ProDeck Oil is a revolutionary transparent water-based decking oil for exterior decks and timber surfaces.

Use on: Ideal for timber decks, steps, pergolas, gates, fences and outdoor timber furniture. Suitable for use on exterior bare timbers or over similar weathered oil or stain finishes.

Apply with: Brush or applicator

Touch dry: 30 minutes

Recoat: 1 hour minimum

Clean up: Water

Coverage: Up to 10m² per litre

Number of Coats: 2

Pack Size: 1L, 5L, 10L



EASY TO RECOAT



WATER REPELLENT



UV PROTECTION



RESISTS MOULD AND FUNGUS



WALK ON SURFACES



Watty Forestwood Aquatech Oil Stain



Water-Based

A water-thinned oil stain for exterior timber weatherboards and pergolas in new or good condition. Watty Forestwood Aquatech Oil Stain is semi-transparent and adds natural colour whilst penetrating the timber. Available in a wide range of popular timber colours.

Characteristics: An easy-to-use, water-based oil stain that penetrates timber to protect and enhance the colour while allowing the grain to show through. Available in 250ml test pots to confirm your colour choice.

Use on: Bare timbers, weathered oil stain finishes, exterior timber weatherboards, gates, pergolas, fences, timber retaining walls. Ideal for rough sawn and weathered timber.

Apply with: Brush or applicator

Touch dry: 4-8 hours

Recoat: 24 hours minimum

Clean up: Water

Coverage: 4 -12m² per litre

Number of coats: 1-2

Pack size: 250mL, 1L, 5L, 10L



EASY TO RECOAT



WATER REPELLENT




UV PROTECTION



RESISTS MOULD AND FUNGUS

Wattyl Forestwood ProDeck Oil

A revolutionary transparent water-based decking oil for exterior decks and timber surfaces.



Wattyl Forestwood Aquatech Decking Oil

A low odour, water-based decking oil that produces a rich transparent finish to enhance the timber's natural grain.




Wattyl Forestwood Deck and Furniture Oil

Protects and enhances the natural beauty of timber decks and garden furniture, highlighting the grain and natural texture of your timber.



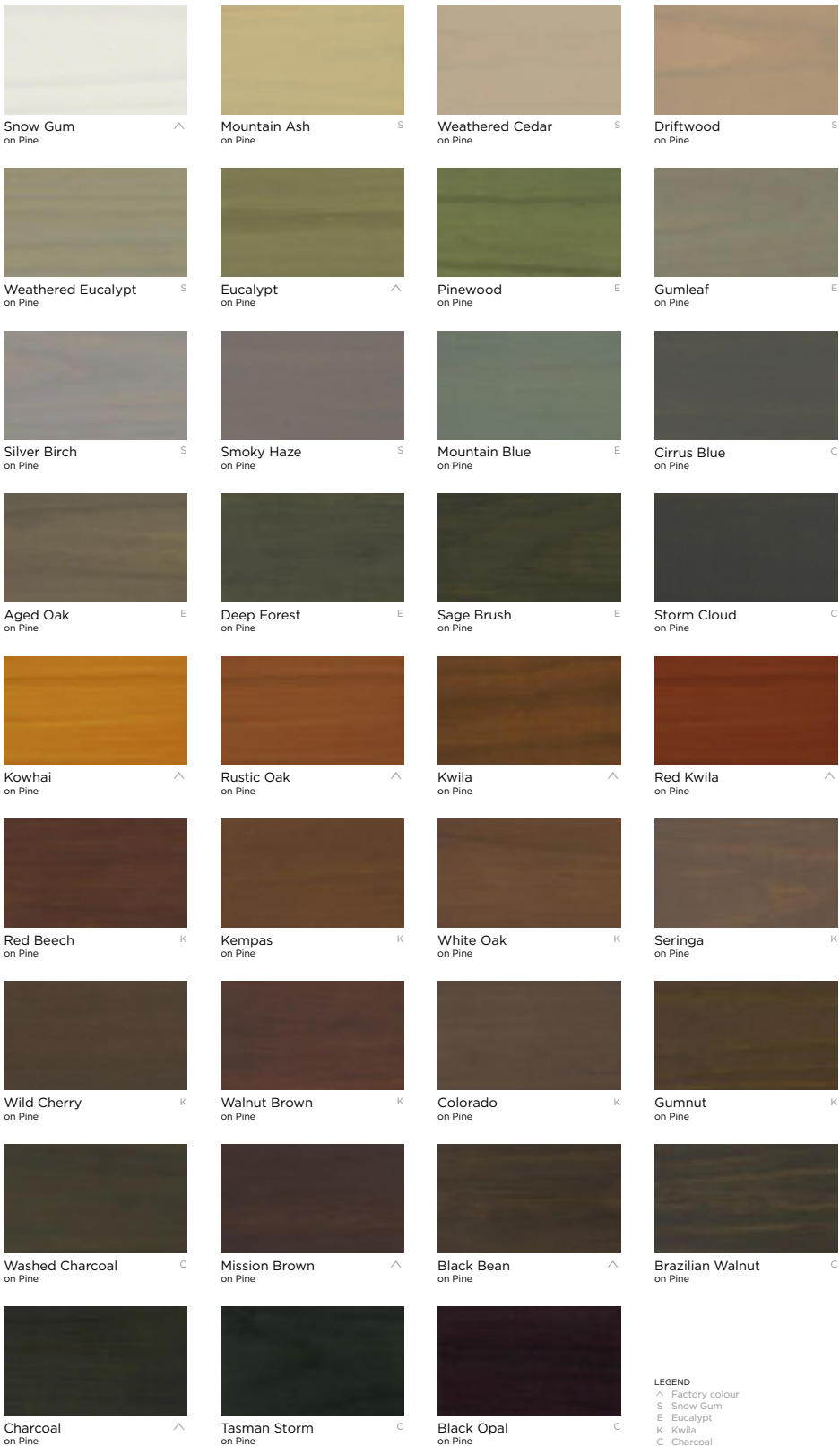
Wattyl Forestwood Decking Stain

A penetrating oil-based protective stain specifically for walk-on timber surfaces. Ideal for use on durable softwoods and close grained hardwoods used for decking.



Wattyl Forestwood Deck and Timber Stain

A low odour, water-based stain that applies easily and dries quickly to produce a rich, semi-transparent finish which gives the desired colour without completely hiding the natural timber grain.



Printed images may not be a true representation of the actual colour. Oil Stain and Varnish colours will appear different on different timbers. Always use a test pot to confirm colour choice.

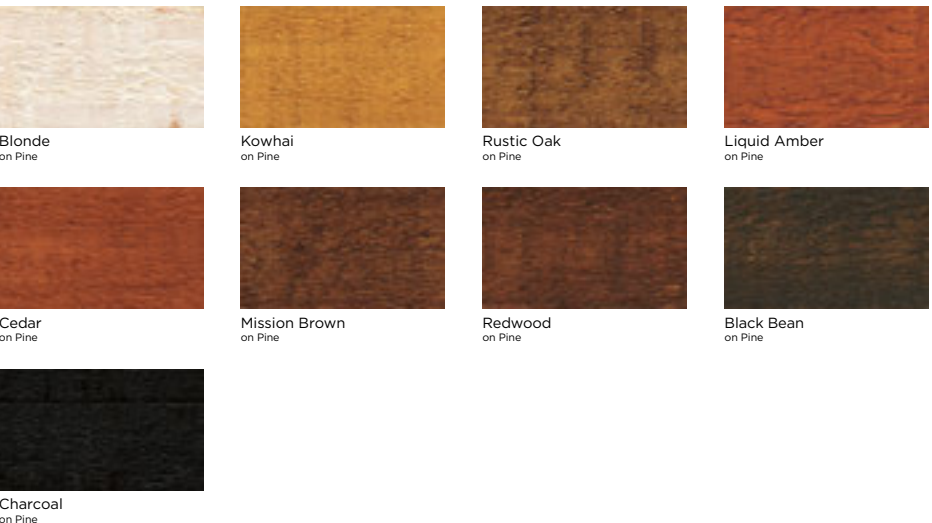
Wattyl Forestwood Aquatech Oil Stain

The water-based equivalent of Traditional Oil Stain. An easy-to-use, wash-up-in-water stain that enhances colour and provides protection for exterior timber surfaces such as rough sawn and weathered smooth timbers, weatherboards, beams, pergolas, gates and fences.



Wattyl Forestwood Traditional Oil Stain

An oil-rich penetrating stain that adds colour whilst allowing the grain to show through. Recommended for rough sawn and weathered smooth timbers, weatherboards, beams, pergolas, gates, fences and windows.



Wattyl Forestwood Stain and Varnish

A transparent stain and varnish in one which produces a subtle satin finish whilst still showing the timber's natural grain.



Wattyl Forestwood Exterior and Marine Varnish

Provides a tough, high gloss finish specially formulated to protect exterior and marine timber surfaces. Designed with protection in mind, it provides long-lasting protection from salt water spray, wind and the sun's ultraviolet rays.



CHOOSING THE RIGHT PRODUCT



Watty Forestwood Traditional Oil Stain



Oil-Based

Watty Forestwood Traditional Oil Stain adds colour to timber, while allowing the grain to show through. Available in a range of popular timber colours. Watty Forestwood Traditional Oil Stain dries completely to give a surface that won't mark clothing or skin.

Characteristics: An oil-rich penetrating stain that adds colour and protects whilst allowing the grain to show. Available in 250ml test pots to confirm your colour choice.

Use on: Bare timbers, weathered oil stain finishes, exterior timber weatherboards, gates, pergolas, fences, beams and timber retaining walls. Ideal for smooth and rough sawn timber.

Apply with: Brush or applicator

Touch Dry: 4-8 hours

Recoat: 24 hours minimum

Clean up: Mineral Turps

Coverage: 4 -12m² per litre

Number of coats: 1-2

Pack size: 250mL, 1L, 5L, 10L



EASY TO RECOAT




WATER REPELLENT



UV PROTECTION



RESISTS MOULD AND FUNGUS



Watty Forestwood Deck and Timber Stain



Water-Based

Designed with protection in mind, this revolutionary hybrid technology combines the penetrating properties of a stain with the durability and user-friendliness of an acrylic for advanced weather resistance. It is water repellent and contains mould inhibitors for added protection. With a low solvent content it has a reduced impact on the environment.

Characteristics: A low odour, water-based stain that applies easily and dries quickly. It is water repellent, provides UV protection and resists mould and fungus. Projects can be completed in one day.

Use on: Timber decks, steps, pergolas, windows, gates and outdoor furniture.

Apply with: Brush or applicator

Touch Dry: 15-30 minutes

Recoat: 15-30 minutes wet on wet or after 2 hours

Clean up: Water

Coverage: 6 -12m² per litre

Number of coats: 2

Pack size: 1L, 5L, 10L



EASY TO RECOAT



WATER REPELLENT



UV PROTECTION



RESISTS MOULD AND FUNGUS



WALK ON SURFACES



Watty Forestwood Decking Stain



Oil-Based

With an oil rich formula, Watty Forestwood Decking Stain penetrates the timber to protect and enhance the colour. Available in a range of popular timber colours, It dries completely to give a surface that won't mark skin or clothing.

Characteristics: An oil-rich penetrating stain that adds colour and protection whilst allowing the grain to show. Decking Stain offers a number of standard colour stain options to suit your environment.

Use on: Exterior timber decks, verandahs and pergolas in new or good condition.

Apply with: Brush or applicator

Touch dry: 4-8 hours

Recoat: 24 hours minimum

Clean up: Mineral Turps

Coverage: 4 -12m² per litre

Number of coats: 1-2

Pack size: 1L, 5L, 10L



EASY TO RECOAT



WATER REPELLENT




UV PROTECTION



RESISTS MOULD AND FUNGUS



WALK ON SURFACES



Watty Forestwood Stain and Varnish



Oil-Based

A tough and flexible stain and varnish designed with superior durability in mind. It contains 3-way UV protection against the damaging effects of the sun. It is water repellent and microporous for optimum moisture control, and contains mould inhibitors for added protection.

Characteristics: A transparent polyurethane in natural timber tones which provides a beautiful satin finish whilst sealing and protecting timber from the elements.

Use on: Decks, doors, pergolas, handrails, gates, and outdoor furniture.

Apply with: Brush, applicator or spray gun

Touch dry: 1-2 hours

Recoat: 24 hours minimum

Clean up: Mineral Turps

Coverage: Up to 12m² per litre

Number of Coats: 3 Coats

Pack Size: 1L, 5L



EASY TO RECOAT



WATER REPELLENT



UV PROTECTION



RESISTS MOULD AND FUNGUS



WALK ON SURFACES





Wattyl Forestwood Exterior and Marine Varnish



Oil-Based

Wattyl Forestwood Exterior and Marine Varnish provides a tough, high gloss finish specially formulated to protect exterior and marine timber surfaces. Designed with protection in mind, it provides long-lasting protection from salt water spray, wind and the sun's ultraviolet rays.

Characteristics: Contains a highly effective UV absorber to counter the destructive effects of the sun's rays which can darken and discolour exterior woodwork. Provides long-lasting protection from salt water spray, wind and the sun's ultraviolet rays.

Use on: Doors, window frames, shutters, weatherboards, railings, masts spars and other exterior timber.

Apply with: Brush or spray gun

Touch dry: 6 hours

Recoat: 24 hours

Clean up: Mineral Turps

Coverage: Up to 12m²

Number of coats: 4 minimum

Pack size: 500ml, 1L, 5L



Wattyl Forestwood Deck and Timber Cleaner



A highly effective cleaner designed to rejuvenate greying timber and to prepare timber surfaces before applying a topcoat. Forestwood Deck and Timber Cleaner removes surface mould, grime and naturally occurring tannins. It is suitable for restoring all exterior wood work.

Characteristics: Cleans and rejuvenates exterior timber surfaces prior to applying a topcoat

Use on: Decks, outdoor timber furniture, weather boards, gates, fences and BBQ trolleys.

Apply with: Stiff brush

Rinse off: 15-20mins


Clean up: Water

Coverage: 4-8m² per litre when diluted

Pack Size: 1L, 4L



Each product type will give you a very different look and feel with varying levels of maintenance.




Oils

Oils are recommended for use when you want to achieve a transparent finish which adds a rich sheen to the timber. Oils allow the timber tone and grain to show through the finish. They protect timber by reducing the effects of water and sunlight. Oils require regular levels of maintenance (as a guide, every 6-12 months).




Stains

A semi-transparent finish which adds colour while still highlighting the natural grain. Recommended for when you want to subtly change the colour of timber. Previously painted surfaces cannot be stained. Stains require moderate levels of maintenance (as a guide, every 1-3 years). Easier to maintain than a paint coating.



Varnishes

Varnishes, including stain and varnishes, are tough, film-forming coatings that provide a transparent finish. They effectively seal timber to protect against the elements while resisting timber discolouration and deterioration. Varnishes should be inspected every 6-12 months on walk-on surfaces and 12-18 months on non walk-on surfaces with any weathered areas being prepared and recoated. Rejuvenation is easier if the varnish has not been allowed to deteriorate significantly.



Paints

Paints achieve a solid colour finish which shows the texture but hides the grain of the timber. It is recommended for adding colour to any timber surface. Paint offers the highest levels of protection from the elements and requires low levels of maintenance (as a guide, every 5-7 years).

Don't worry, it's **wattyl®**

Exterior oils, stains and varnishes
designed for New Zealand conditions.

Equipment

There are a number of tools that are required to complete an exterior timber project. Some of the most common pieces of equipment that may be required are:

- Electric sander – doors and trim
- Sanding block
- 120 and 240 grit sandpaper
- Long handled scrubbing brush
- Quality paint brush
- Lambswool or synthetic deck applicator or speed brush
- Mineral Turps for clean up of solvent-based products
- Water for clean up of water-based products
- Rags for clean up

**For further information
refer to the Technical Data Sheets
available on our website.**

Hempel (Wattyl) New Zealand Limited, 4-14 Patiki Road,
Avondale, Auckland, NZ 1026

Hempel (Wattyl) Australia Pty Ltd. Level 3, 2 Burbank place,
Norwest NSW 2153 ABN 40 000 035 914.



wattylpaint



wattylpaint



wattyl paints



**WATTYL
ASSIST**

NZ 0800 825 7727
wattyl.co.nz

AUS 132 101
wattyl.com.au



Image credits: P6 (top) **Porter Davis Homes**, Astor. P7 (top) **Porter Davis Homes**, Vancouver, www.porterdavis.com.au. P7 (bottom) **Webb & Brown-Neaves**, The Planar, www.wbhomes.com.au, photographer D-Max Photography

Note: The information concerning the use and application of these products is given in good faith and is subject to our standard terms and conditions of sale. We reserve the right to alter the product or specification without notice. Because we cannot control the way these products may be used or the conditions to which they may be exposed, we can give no express guarantees in respect of these products or their performance. However certain guarantees may be implied by law.