

wattyl®

interior

Stalactite

whites
& neutrals

cool whites



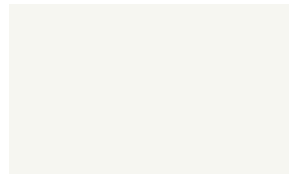
Feather Dawn




Moody White

Cool whites have a blue, green or purple undertone and work best in rooms with a lot of natural light. They create a clean and crisp feel perfect for a modern or contemporary design style.


Essential Grey




Wattyl White
LRV 92




Stalactite
LRV 82




Comet Dust
LRV 73




Moody White
LRV 84




Clouded in Mint
LRV 77.57




Afternoon Nap
LRV 71.52




Breeze
LRV 86




Strauss White
LRV 81




Silver Splinter
LRV 68.52



Feather Dawn
LRV 81



Everest Peak
LRV 76.85



Silver Flute
LRV 73

All printed colours have been matched as closely to the actual paint colour as the printing process will allow.

colour tip

Add visual interest and depth to a white colour scheme with a mix of textures and fabrics.




Silver Flute

Wattyl White

warm whites

Warm whites are welcoming, work perfectly with timber accents and are great for areas that don't receive a lot of natural light.



neutrals



All printed colours have been matched as closely to the actual paint colour as the printing process will allow.

whites & neutrals



All printed colours have been matched as closely to the actual paint colour as the printing process will allow.

Which sheen level is the best for your project?



Matt

Matt paint has the lowest light reflection, helps to hide imperfections and is best used in low traffic areas. As this sheen helps to absorb more light, colours will look slightly darker than when painted in a higher sheen level. This sheen helps to counteract the effect of glare in spaces with a lot of natural light.



Low Sheen

Low Sheen paint has a low-reflective finish that has a slight sheen, which hides imperfections and has great cleanability, making it perfect for high traffic areas. Also recommended for ceilings in wet areas such as bathrooms and laundries.



Satin (Semi Gloss)

Satin paint has a slightly glossy appearance with extra durability and washability. Satin sheen is suitable for all interior surfaces including walls, doors, wood trim and cabinetry.



Gloss

Gloss paint is highly reflective and easy to clean, but can show up imperfections. It is perfect for doors and wood trim.

Tips & Hints




Sample Pots

Please purchase a sample pot to test your colour at home. Look at your testing sample at different times of the day and with the lights on and off, as light and the surroundings impact how colours appear.



LRV

LRV (Light Reflectance Value) refers to the proportion of light a paint color reflects. The higher the LRV, the more light the colour will reflect.



Colour & Contrast

To bring interest to a neutral colour scheme, introduce accent colours and tonal contrast with furniture, accessories, rugs and art.



Bought a colour and you don't love it?
Don't worry, buy another and we'll refund* your first purchase!

*FOR MORE INFORMATION PLEASE VISIT:

www.wattyl.com.au/colour-guarantee | www.wattyl.co.nz/colour-guarantee

For further information refer to the Technical Data Sheets available on our website.

Hempel (Wattyl) Australia. Level 3, 2 Burbank Place, Norwest NSW 2153.
Hempel (Wattyl) New Zealand. 4-14 Patiki Road, Avondale 1026.

 [wattylpaint](https://www.facebook.com/wattylpaint)  [wattylpaint](https://www.instagram.com/wattylpaint)  [wattylpaints](https://www.pinterest.com/wattylpaints)



AUS 132 101
wattyl.com.au

NZ 0800 825 7727
wattyl.co.nz

Image credits: Page 1, 2 & 4 Porter Davis www.porterdavis.com.au; Page 3 (top) New Generation Homes www.newgenerationhomes.com.au; Page 3 (bottom) Orbit Homes www.orbithomes.com.au; Page 5 Kingsbridge Homes www.kingsbridge.com.au; Page 6 (top) Dale Alcock Homes South West www.dalealcock.com.au/south-west/; Page 6 (bottom) Webb & Brown-Neaves www.wbhomes.com.au.

All printed colours have been matched as closely to the actual paint colour as the printing process will allow. Slight variations may occur. Photographic and printed images may not represent the true colour. Hempel (Wattyl) Australia Pty Ltd ABN 40 000 035 914. Hempel (Wattyl) New Zealand Limited NZBN: 942 904 073 3692.