

wattyl®

Solagard® Designed for New Zealand Conditions



Exterior colour and protection

Colour schemes and product guide for perfect results

If you're building a brand new home or planning to revamp your existing home, one of the most important decisions you'll have to make is choosing the exterior colours and finishes.

A home's exterior paint finish has a major impact on its overall appearance so it's important to

choose the best colours and paint for the job. The inspiring colour combinations and contemporary collection of colours in this guide will enable you to create the perfect scheme for your home's exterior using the right product which means your home will look better for longer.



Walls: Colorbond® Classic Cream **Trim:** Purest White and Colorbond® Cottage Green **Roof:** Baby Seal **FRONT COVER:** **Walls:** Alabaster **Fence:** Scallopini



Whether your home is in the country or near the sea, Watty Solagard offers the best selection of exterior colours for the New Zealand climate. Mirroring the natural environment, colours are greyed or muted to create a long lasting, beautiful scheme to reflect your landscape.

Left Wall: Middleton Stone **Right Wall:** Hessian



Walls: Scallopini **Feature:** Solar Eclipse **Roof & Trim:** Colorbond® Monument **Deck:** Scallopini




Weatherboard: Monterey White **Trim:** Strauss White **Roof:** Desert Sand




Medium tone colours that reflect the environment are a great choice for painted timber and decking.

Walls: Rock Oyster **Trim:** Strauss White **Deck:** Colorbond Bushland




Trim: Chalkdust 85



Walls: Monterey White 72




Trim: Colorbond® Paperbark 50



Walls: Alabaster 65



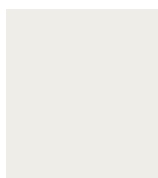
Feature Walls: Urban Grey 22




Trim: Colorbond® Loft 9

Light Reflectance Value (LRV) is indicated by the numbers next to the colour name. White has an LRV of 100% whilst black is 0%. Light colours reflect heat and help to keep buildings cool whereas dark colours absorb heat and surfaces may become hot, causing thermal movement.


*Not available in Solagard Deck & Timber Paint.




Trim: 85
Purest White




Walls: 73
Confetti Shower




Roof: 12
Colorbond®
Woodland Grey



Walls: 65
Athens



Trim: 33
Scandinavian Grey




Roof & Trim: 8
Colorbond® Deep Ocean



Chalkdust 85 Monterey White 72 Colorbond® Classic Cream 67 Honey Tree P 52 Wheatfields 54 Bengal Tiger 30



Purest White 85 Maltshake 62 Serengetti 36 Bathurst 30 Cuddly Bear 21 Pilbara Sand 21



Flokati 76 Colorbond® Paperbark 50 Subtle Hint 42 Wild Yukon 27 Swiss Mocha 17 Mission Brown 8



Powder White 75 Magnesium 70 Scallopini 51 Colorbond® Dune 39 Colorbond® Jasper 15 Café Noir 8



Winter Mushroom 78 Alabaster 65 Rock Oyster 41 Colorbond® Bushland 25 Urban Grey 22 Colorbond® Woodland Grey 12




Marina Pearl 67 Colorbond® Shale Grey 48 Castle Grey 41 Thunderbolt 20 English Castle 11 Colorbond® Loft 9




Hot Tamarillo 19 Colorbond® Headland † 12 Colorbond® Manor Red † 8 Tiramisu † 7 Quest 17 Solar Eclipse 12



The Vineyard † 7 Murano † 11 Rosella Flower † 17 Marchioness 12 Vintage Plum 9 Velvet Ribbon 7



Sashimi 11



Jungle Trail 16




Colorbond®
Pale Eucalypt 25




Barberry 36




Autumn
Bushland 53




Creamy
Natural 76




African
Tribe 26




Hessian 38




Colorbond®
Sandbank 39




Kosciusko
Pebble 62




Cuttlebone 76




Confetti
Shower 73




Middleton
Stone 17




Smooth
Horizon 36




Colorbond®
Evening Haze 52




Tennessee
Dawn 56




Colorbond®
Surfmist 69




Almond
Sugar 77




Tribal Dance 11




Garden
Balsam 12




Havana
Cotton 28




Stoneleigh 51




Alta Sierra 59




Snowy Owl 73



Grey Ember 7




Gravel Chip 15




Sheer
Granite 21




Scandinavian
Grey 33



Baby Seal 46




Athens 65



Colorbond®
Monument 8



Colorbond®
Deep Ocean 8




Colorbond®
Ironstone 10



Colorbond®
Windspray 27



Gracieux 55



Strauss
White 82



Deep
Brunswick Green 7



Colorbond®
Cottage Green 10




Colorbond®
Wilderness 17



Atlantica 13



Soothing
Seas 40



Breezy Day 59



Paris Skies 8



Solomon Isle 18



Silk Sari 15



Tropical Teal 16



Green Beam 27



Sanctuary
Point 21




Modernising your home's exterior with a contemporary colour scheme can be simple. Decide on the look you want; dramatic with contrast or something more tonal or neutral. Tonal schemes use different shades of a similar colour and can be warm or cool to create a harmonious feel.

Walls: Baby Seal **Trim:** Strauss White **Roof:** Terracotta



Walls: Snowy Owl **Feature:** Colorbond® Jasper **Trim:** Colorbond® Ironstone **Roof:** Swiss Mocha



Walls: Athens **Door:** Scandinavian Grey



Wall: Alabaster **Feature:** Rosella Flower **Trim:** Magnesium



Walls: Shale Grey **Door:** Manor Red

Accentuate with colour

Homes don't always have to be white. A dark charcoal or even black can be incredibly sophisticated, yet understated. For a dramatic feature use a rich accent colour on doors or windows.

Lighter colours make a home look larger and can also keep it cooler. Darker colours absorb light and help blend your home into the natural environment.

Colours that are exposed to sunlight will often appear lighter, so be bolder in your colour choices for outside.



Walls: Gracieux
Door: Soothing Seas

Solagard Roof

Designed for New Zealand Conditions

Painting your roof is a great way to add value to your home.

Depending on the aspect of your home, your roof can play a large part in the overall colour scheme. The colour of your roof should either tonally contrast with other surrounding colours, or blend with the other elements of your property, including the landscape. Remember that the sun can diffuse colour and very light colours can also cause glare, so you can afford to be



TOP: Walls: Athens **Roof:** Sandstone Grey
BOTTOM: Walls: Alabaster **Roof:** New Denim Blue

bolder with your colour choices outside. Consider the colours of other materials of your home. Depending if they're warm or cool in undertone, pick a roof colour that's sympathetic. Choose an earthy, greyed tone for your roof to disappear into its environment or bump up the contrast with walls to create more impact.

Designed for New Zealand Conditions[®]

Solagard Deck & Timber Paint







Solagard Deck and Timber Paint is designed for easy application onto timber decks and timber surfaces and gives long term protection in a low sheen finish. Ideal for timber decks, fences, pergolas and trellis work.

- Self priming
 - Resists cracking and peeling
 - Inhibits mould and mildew
- UV Block out
 - Low sheen









Feature Wall: Purest White **Walls and Trim:** Solomon Isle **Decking:** Cherrywood

Standard Colours

					
Cherrywood • 11	Redwood • 7	Mission Brown • 6	Mid Brunswick Green • 8	Karakas • 7	Ebony • 4

Deck & Timber Specific Colours

					
Moa 41	School Memory 61	Winchester 43	Coalmine 21	Leura 15	Vintage Denim 11

Refer to inside of brochure for 90 alternative colours, tintable in Solagard Deck & Timber Paint.

Designed for New Zealand Conditions[®] Solagard Roof


Solagard Roof is a tough 100% acrylic satin finish with such exceptional resistance to the effects of the sun and weather that it comes with a 15 year warranty. Designed to be applied to most new and previously painted galvanised iron, Zinalume[®], Colorsteel[®] and concrete tile roofs without priming.* Solagard Roof is formulated to give excellent adhesion and contains mica for extra protection against the elements.

*(Refer to product label or technical data sheet for details.)


- Self priming
- Tough and durable
- Flexible
- Excellent adhesion
- Water clean up



Walls: Athens **Roof:** Sandstone Grey



Smooth Cream[†] W 68



Desert Sand[†] D 42




Terracotta[†] D 19



Coral Red RO 17



Pioneer Red^{•†} 10



Scoria^{•†} 8



Bone White[†] W 53



French Grey D 30



Mist Green[†] D 26




Rivergum^{•†} 19



Permanent Green^{•†} 9



Deep Brunswick Green[•] 6




Titania^{•†} 62




Sandstone Grey^{•†} 26




Lichen[†] D 24




Lignite[†] DG 9



Ironsand^{•†} 7



Karaka^{•†} 7




Gull Grey W 48



New Denim Blue^{•†} 11



Grey Friars^{•†} 10



Aluminium[•]
[non-micaceous]

Bases:

W = White
D = Deep
RO = Red Oxide
DG = Dark Grey

*Standard Colour.

[†] Colours approximate to Colorsteel[®] pre-painted steel colours.

No-one understands the extremes of the New Zealand climate better than Wattyl Solagard®

For total protection in any weather, year after year, turn to Wattyl Solagard. Wattyl Solagard has been providing exterior paint protection for decades, ensuring New Zealand homes look better for longer.



Wattyl Solagard Total Protection Technology™ ^

FLEXIBLE – RESISTS CRACKING AND PEELING
Long term flexibility ensures the paint stretches and flexes with the extremes of climate to provide lasting protection against cracking and peeling.

CURES AT LOW TEMPERATURES †
Solagard can be applied at temperatures as low as 5°C. DO NOT APPLY if the humidity is greater than 85%, or if dew or rainfall is likely within 4 hours of application.

BREATHABLE – RESISTS BLISTERING
Solagard resists blistering and surface damage by restricting penetration of water into the surface whilst allowing water vapour to pass through from the building material into the air.

SELF PRIMING
No primer needed on timber, cement render, brick, fibre cement, masonry, Zincolume® and galvanised iron sheet for faster and simpler painting.

HIGH PERFORMANCE POLYMERS
100% acrylic polymers and durable pigments provide superior protection from New Zealand weather conditions.

INHIBITS MOULD AND MILDEW
Contains powerful anti-mould ingredients to resist the growth of mould and fungus and protect the surface.

UV BLOCK OUT
Blocks out harmful UV rays preventing them from penetrating and damaging the surface.

MADE FOR NEW ZEALAND CONDITIONS
Developed in New Zealand, Solagard is engineered for easy application and lasting protection in all New Zealand climates.

Solagard now offer a 15 year warranty on Solagard Gloss, Semi Gloss, Low Sheen and Roof Products*

15 YEAR WARRANTY – FLAKE, PEEL OR BLISTER

Valspar Paint (NZ) Limited warrants that if Solagard is applied correctly on sound, properly prepared surfaces as per label instruction, it will not flake, peel or blister for 15 or 10 years depending on number of coats and the surface type as shown in the table below. If this paint fails to perform as specified above, Valspar Paint (NZ) Limited will provide, free of charge, sufficient paint to recoat the affected areas. Paint failure caused by any breakdown of a previous coating is not covered by this warranty. For full details on the warranty telephone Valspar Paint (NZ) Limited on 0800 825 7727.

15

YEAR WARRANTY AGAINST FLAKING, PEELING OR BLISTERING.

† Excludes Solagard Deck & Timber which can be applied at temperatures as low as 10°C.
* Warranty excludes Solagard Deck & Timber Paint. Terms and conditions apply to this warranty.

SURFACE TYPE	15 year warranty finish coats	10 year warranty finish coats
Previously painted surfaces and new Colorsteel®	2 coats of Solagard	2 coats of Solagard
Bare Timber	3 coats of Solagard	2 coats of Solagard
Bare Cement Render, Brick, Fibre Cement, Masonry	3 coats of Solagard	2 coats of Solagard
Zincolume®	3 coats of Solagard	2 coats of Solagard
Galvanised iron sheet	3 coats of Solagard	2 coats of Solagard

Solagard Gloss, Semi Gloss, Low Sheen and Roof products are not suitable for walk-on surfaces. We recommend Solagard Deck & Timber Paint for these applications.

www.wattyl.co.nz | For product advice and assistance call toll free 0800 VALSPAR (0800 825 7727)

The information in this colour guide is given in good faith and believed to be correct at the date of printing. Photographic and printed images may not represent the true colour. All colours have been matched as closely to the actual paint colour as the process will allow.

Disclaimer: The information concerning the use and application of these products is given in good faith. Because we cannot control the way these products may be used, or the conditions they may be exposed to, we can give no express guarantees in respect of these products or their performance. However, certain guarantees may be implied by law. We recommend that specifiers of our products conduct confirmatory tests to determine suitability for their specific end use. We reserve the right to revise without notice, information, specification or colours applicable to this product.

Note: Please check with your retailer that this card is still current before completing any purchases.

Issued by Valspar Paint NZ Ltd, 4-14 Patiki Road, Avondale, Auckland.